



FIRE SAFETY

WORKBOOK



Llywodraeth Cymru
Welsh Government



NAME: CLASS:

KEY STAGE 2


Are you overloading your sockets and putting your home at risk of fire?

Electrical Safety

Amp Awareness

Write the names of the items on the left in the spaces provided

Add the values up to make sure the total is not more than 13 Amps



13A

□	□	□	□
□	□	□	□
+ + + +			

Total = _____

13A

□	□	□	□
□	□	□	□
+ + + +			

Total = _____

13A

□	□	□	□
□	□	□	□
+ + + +			

Total = _____

13A

□	□	□	□
□	□	□	□
+ + + +			

Total = _____



Smoke Alarms

How many people in your class have smoke alarms in their home?

Devise a tally chart with your information

Not Working			Working		
Teachers	Boys	Girls	Teachers	Boys	Girls

Draw a bar chart to represent your findings

Ask your school council to collect all of your information and using I.T. email your findings to your school Fire safety officer

Remember...test your smoke alarms once a week

If you do not have a smoke alarm, please contact your local Fire and Rescue Service for a Free Home Fire Safety Check

0800 169 1234

Escape Plan

Escaping from your home



Why is an Escape Plan important?

Draw a plan of your house below. Remember to show the escape routes



Look at this plan of a house

Remember...

Get out

**Call the Fire and
Rescue Service out**

999

Stay out!

Downstairs

Escape route



Bedtime Routine...

**Put a guard around
coal and log fires**

**Switch off and pull
out all plugs that
are not in use**

**Don't leave your
mobile phone /
tablet charging
overnight**

**Close all doors to
protect escape
routes**

Upstairs


Downstairs

Upstairs

Literacy framework and PSE environment, physical and vocational, Escape and prevention

What to do if your clothes catch fire Fire Safety

Write the words underneath the pictures



S _____



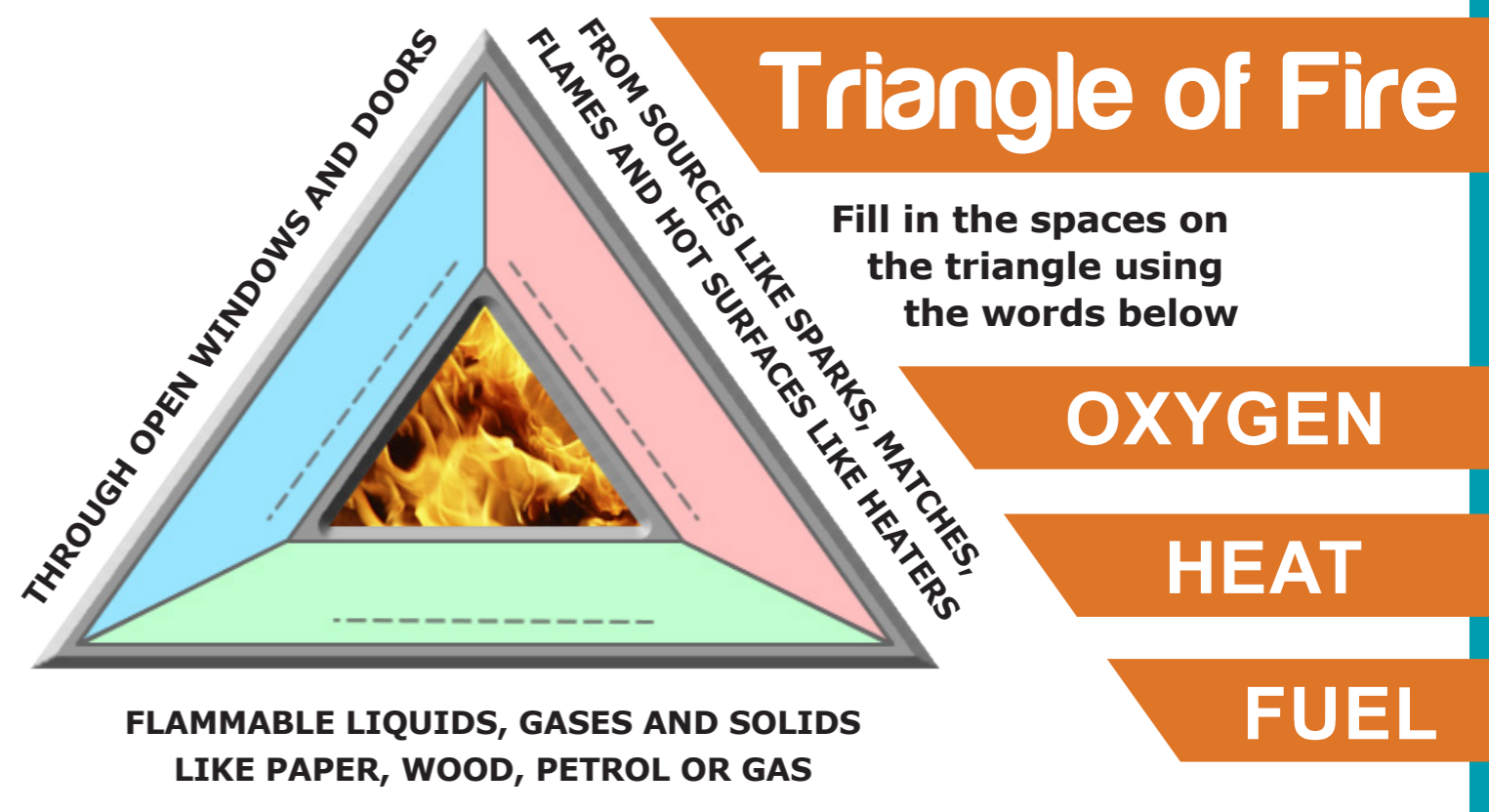
D _____



R _____

What should you do if you receive a burn?

Action	Do ✓	Don't ✗
Remove Clothing		
Tell an adult		
Cool burn with cold water		
Seek medical attention		
Treat burn with hot water		
Phone 999		
Apply cream		



If you remove part of the fire triangle, the fire will go out.

Can you use this to explain:

- How a forest fire can be stopped by clearing sections of trees?


- How a house fire can be stopped?

- Why flames and clothes extinguish when stop, drop and roll is used?



Spot the Dangers

Circle ten dangers in the picture below



In the boxes below explain why these are dangerous

1		6	
2		7	
3		8	
4		9	
5		10	

Design a Poster

Colour and cut out or draw your own

Remind your family of the bedtime routine

- Sockets
- Mobile chargers
- Guards around fires
- Test smoke alarm
- Close doors
- Exits to be clear
- Candles
- Cooking

EXTINGUISH

ALL CANDLES

SWITCH OFF / PULL OUT

TEST YOUR SMOKE ALARM

PLUGS NOT IN USE

DON'T LEAVE TV ON STANDBY

UNPLUG YOUR PHONE / TABLET CHARGER

